

Report on
Intensive Health Camps
(with IEC Campaign)
for
Returnee migrants & their families



2015-16

West Bengal



Dr. Saumitra Mohan, IAS

Additional Secretary

Department of Health & Family Welfare, Govt. of West Bengal
& Project Director, WBSAP&CS

Foreword

Sentinel Surveillance data showed that prevalence of HIV infection among the migrants and their spouses is considerably higher than the non-migrants & their spouses.

These out-migrants usually return during the festival time to their native places. In order to reach them & their spouses, a total number of 136 intensive health camps and communication campaigns were conducted by West Bengal State AIDS Prevention & Control Society in collaboration with District Health and Family Welfare Samitis at pre-determined strategic locations of the high outmigration blocks/villages during the festival.

I am thankful to district administrative authorities, NGO TI partners implementing LWS, SIA & other intervention programmes, DAPCUs and all the staffs of WBSAP&CS for making the programme successful.

I would like to compliment & record my appreciation to the entire team of Targeted Intervention (TI) Division, WBSAP&CS for successfully conducting that programme.

I would also like to complement Monitoring & Evaluation (M&E) Division, WBSAP&CS for bringing out this publication.

Dr. Saumitra Mohan, IAS

CONTENTS

Background	2
How was the health camps conducted?	3
Glimpse of Health Camps for returnee migrants & their families' 2015:	8
District-wise facts & figures	10

Background

Available evidences on HIV epidemic clearly indicates the role of Migration on HIV transmission in West Bengal and there is always a need to reach out those migrants and their spouses with HIV related services tailored for the group apart from the activities couched in the Revised Migrant Strategy already in implementation at Migrant Destination sites.

The best time to reach out the migrants is the time when they return home to their villages/native places. This happens during the major festival seasons like Durga Puja, Kalipuja, Eid etc and crop yielding seasons. Hence, intensive package of health and communication activities timed accordingly would reach out to maximum number of migrants and their spouses. Returnee migrants are also often labour contractors or peer group leaders who may in turn pave the way for youth to migrate after the current crop yielding/ festival season. Positioning health services at their doorstep i.e. the home districts of the migrants would also address the limitations of access to services by migrants at destination caused due to paucity of time on the part of migrants as payment for work is based on the time spent on shifts. At the same time it would create access to HIV services for spouses and partners of migrants who are often left behind at source.

Ministry of Health & Family Welfare, National AIDS Control Organisation, Government of India has suggested for initiating activities through Government of West Bengal agencies and West Bengal State AIDS Prevention & Control Society to provide services keeping in view the importance of provision of prevention services for migrants and their spouses.

West Bengal State AIDS Prevention & Control Society (WBSAP&CS), under Department of Health, Govt. of West Bengal, had organized one hundred & thirty six (136) Intensive Health Camps with IEC Campaigns for returnee migrants & their families across nineteen (19) districts of our State during 28 September 2015 – 24 November 2015.

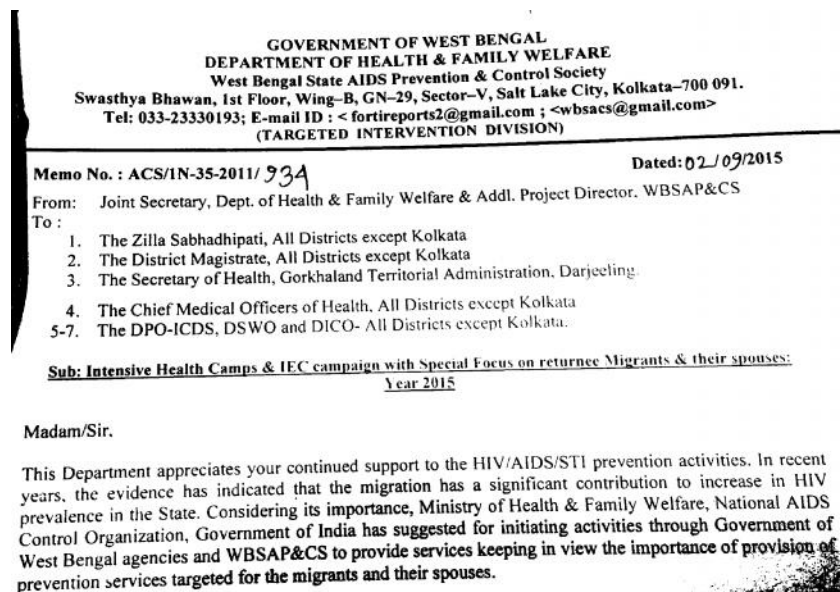
Main focus was to create awareness on HIV/AIDS issues among returnee migrants & their spouses. These camps were focused on all basic information regarding modes of transmission of HIV, preventive methods, myths and misconceptions about HIV and AIDS. The information

dissemination was a crucial need as majority of camp attendees including large number of returnee migrants are from rural areas and don't have ready access to such information.

How was the health camps conducted?

State level preparation:

State level inter-departmental coordination meeting was organized on 11 August 2015, where a 'Core Committee for Planning, Monitoring & Supervision of the Health Camp' 2015' was formed. Committee consists of Dr. S. Saren, Dy. Director (STI), WBSAP&CS as State Nodal Officer (SNO), Dr. K. R. Mukherjee, Asst. Director (BS), WBSAP&CS as Asst. State Nodal Officer (ASNO) and eight other members including Team Leader (TSU), Dy. Directors, Asst. Directors of WBSAP&CS etc. Preliminary responsibility of that committee was to finalize the micro-plan and sensitization of various level stakeholders on role clarity.



Communications regarding preparatory activities of health camps (along with necessary guidelines) was made to the Sabhadhipati, Zilla Parishad; the District Magistrate (DM) & the Chief Medical Officers of Health (CMOH) of different districts from the Project Director's Office.

Similar letters/ communications were also made to NHM Officials and other State-level officials of Dept. of Health, Govt. of West Bengal.

Core Committee acted under the guidance of Dr. D. N. Goswami, Jt. Director (TI), WBSAP&CS, and followed up the whole process and periodically corresponded with the Addl. Project Director/ Project Director, WBSAP&CS.

Nodal officers for each district identified during State level sensitization meeting (list is given below), who had monitored the camps and provided coordination supports during camps held at corresponding districts.

District	State Monitoring Team	
	Team Leader (TL)	Other Member
Darjeeling	Dr. D. N. Goswami, JD(TI)	Bikash Sharma, PO TSU
Jalpaiguri	Dr. K. R. Mukherjee, AD(BS)	A. Banerjee, DA(TI)
Alipurduar		Mehmood Hussain, PO TSU
Coochbehar		
Uttar Dinajpur	Dr. Swapan Kr. Hury, DD(MES)	Kiran Mishra, TL, TSU
Dakshin Dinajpur		Soumya Mondal, AD(M&E/ICTC)
Maldah		
Murshidabad	Devashish Dutta, Admn. Officer	Suman Purakayastha, AD(MM)
Nadia	Smarajit Roy, AD(VBD)	A. K. Mallick, AD(QM BS); A. Batabyal, PO TSU
Birbhum	Dr. Suman Ganguly, PPTCTC	A. K. Sadhu, DA(ICTC); Sujit Mandal, PO TSU
Bankura	Dr. Ranjit Mandal, AD(TI)	Dr. Saugata Banerjee, PO TSU
Bardhaman	Tapas Raychaudhury, AD(F)	R. Chatterjee, DA(ICTC); S. Mandal, PO TSU
Purulia	Dr. N. K. Chanda, DD(BS)	Dr. Saugata Banerjee, PO TSU
Purba Medinipur	Saibal Maity, AD(PPTCT)	Rupam Mishra, PO TSU
Paschim Medinipur	Dr. Swapan Saren, DD(STI)	A. K. Maity, DA(STI); R. Mishra, PO TSU
Howrah	Papiya Dastidar, AD(Nursing)	Tina Mitra, AD(TI); Atasi Batabyal, PO TSU
Hooghly	Sumita Samanta, DD(IEC)	Jagadish Jana, AD(GIPA); A. Batabyal, PO TSU
North 24 Parganas	Dr. Pankaj Mondal, JD(CST)	U. S. Jana, DA(Admn.); Atasi Batabyal, PO TSU
South 24 Parganas	Dr. N. K. Halder, JD(BSD)	S. Bera, DAPCU Asst., Kolkata; T. Gupta, PO TSU

Assessment of stock position/ availability and supply of IEC materials, kits, consumables, drugs, staffs was done. Folk media teams were engaged and sensitized about the route plan and messaging before and during the camp.

District level Orientation Meetings by State Monitoring Officers:

State Monitoring Team members had visited their respective districts during 'District-Level Public Health Meetings' held in September-October 2015 to orient / review/ take the stock of the preparedness / plan the health programmes with the district/ block level stakeholders there. Aim of these orientation sessions was to ensure involvement of district-level health infrastructure in conducting health camps.

District level preparation:

A District level committee was formed at each district under the chairmanship of Chief Medical Officer of Health (CMOHs) with members from District Health Society, DAPCU, Gram Panchayat Officer, DPRO, TIs and LWS.

The villages, gram panchayats within the selected blocks was finalized for holding the camps including identifying the catchment area.

The stock position/ availability and supply of IEC materials, kits, consumables, drugs, staffs was reviewed and necessary communications regarding shortage/relocation were sent to SACS.



Sabhapati, Haldia Panchayat Samity is mobilizing youth migrant group to the Health Camp organized at Haldia CD Block, Purba Medinipur

Link Workers, ASHA & Anganwadi workers in selected villages were instructed to prepare the list of migrant families for focused referrals and follow up during the health camps. Gram Panchayat Pradhan and members of Village Health and Sanitation Committee

were given the responsibilities to mobilize migrant families for the camps through village level meetings.

District-level Health officials had finalized the route plan of mobile vans for smooth implementation of camps. They had also ensured deputation of staffs and availability of medicines, kits and consumables etc.

Pre-Camp IEC activities in collaboration with IEC division, WBSAP&CS:

West Bengal SACS had used all available 'local level media tools' such as folk media, miking, announcements etc. in order to pre-publicize the health camps.



Folk Troupe sensitizing community on HIV related issues in Rampurhat-II CD
Block, Birbhum

These campaigns were planned at State level in consultation with district authorities so that, these campaigns cover the entire catchment area of the camps adequately. Monitoring of these activities was monitored by district nodal officers & SACS staffs at periphery level.

Activities in the day of camp

Each health camp offered General Health Check up facilities and provision of medicines, Antenatal checkups, HIV/STI counseling & Information, Education & Communication Activities,



Inter- Personal Communication, Behaviour Change Communication, Condom distribution, HIV Screening facilities, Linkages to nearby ICTC etc.

These services were linked up with nearby health units of Department of H&FW and NHM. While staffs of TIs & Link Workers were involved for the prevention related services, Doctors, Counselors, ANMs, ASHA workers and Lab Technicians were involved in delivery of services.

District Magistrate
of Dakshin
Dinajpur, Shri Tapas
Chowdhury was
present at health
camp organized in
Balurghat CD Block

Long queue in front
of 'General Medicine
Dispensing Window'
at Health Camp
organized in
Bharkat PHC,
Birbhum



Glimpse of Intensive Health Camps for returnee migrants & their families' 2015:

Total number of districts in the State	:	20	
Total number of districts where Intensive Health Camps organized	:	19	
Total number of Intensive Health Camps organized	:	136	
Total number of people attended	:	57001	
Percentage of female camp attendees	:	51%	
Total number of Migrants/ their spouses attended	:	36617	
Total number of attendees counseled & tested regarding HIV	:	22937	
Number of attendees found to be HIV reactive	:	63	
Number of HIV reactive attendees linked with nearby ICTC	:	49	
Total number of Migrants/ their spouses counseled & tested regarding HIV:		19256	
Number of Migrants/ their spouses found to be HIV reactive	:	56	
Number of HIV reactive Migrants/ their spouses linked with nearby ICTC	:	48	
HIV sero-reactivity %	Total	:	0.27%
	Among migrants	:	0.29%
	Among non-migrants	:	0.19%
Total number of attendees counseled regarding STI	:	10168	
Total number of attendees treated for STI	:	6607	

District-wise status of Health Camps for returnee migrants & their families' 2015 and services provided there are being detailed in next pages.



Folk-Media
campaign on
health camp at a
village of Canning
– II CD Block,
South 24
Parganas



Large number of female attendees attending health camp organized at Nurpur PHC, Maldah

District-wise Facts & Figures

of

Intensive Health Camps for returnee migrants & their families' 2015



ALIPURDUAR



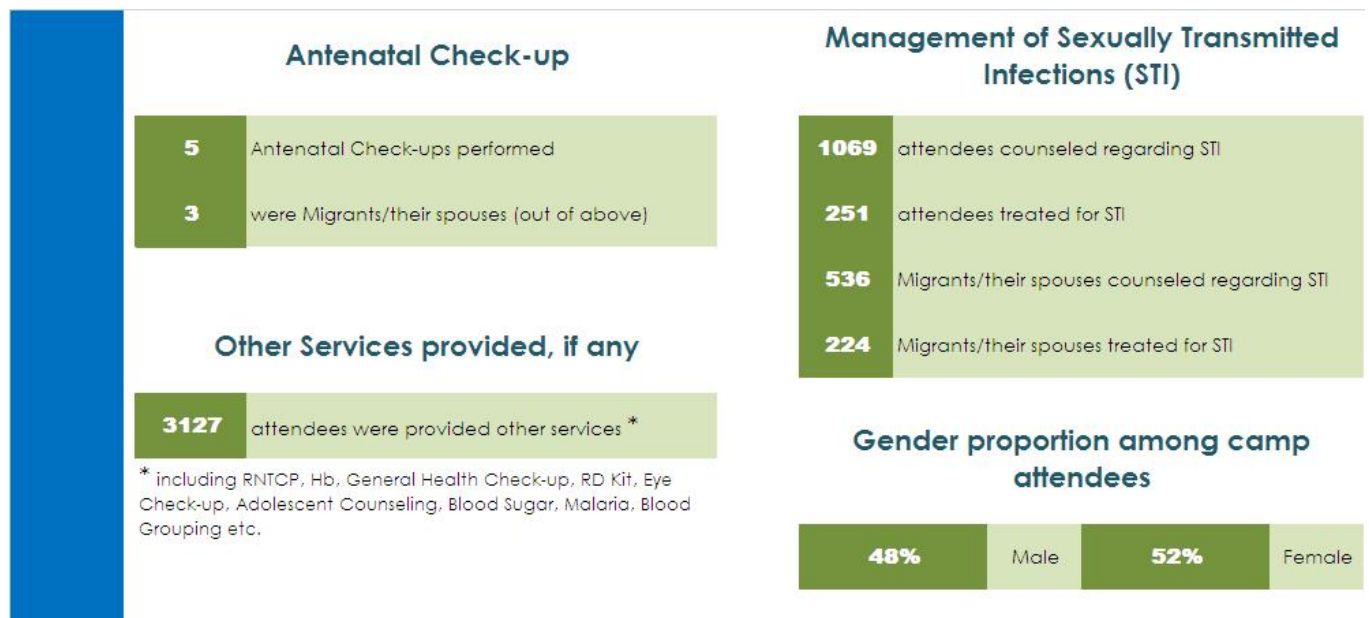
Name of the Block/ Municipality	No. of camps organised
	9
Alipurduar - I	2
Alipurduar - II	2
Falakata	2
Kalchini	2
Kumargram	1

Basic Information

9	camps organized
3015	people attended these camps
335	people attended per camp
905	were Migrants/ their spouses (out of total attendees)
30%	attendees were Migrants or their spouses

Testing of HIV

No. of attendees found to be HIV reactive	1038 attendees counseled regarding HIV	HIV sero-reactivity % (among migrants)
3	984 attendees tested for HIV (out of counseled)	0.16%
HIV sero-reactivity % (Total)	95% of counseled attendees tested for HIV	HIV sero-reactivity % (among non-migrants)
0.30%	629 Migrants/their spouses counseled regarding HIV (out of total attendees)	0.56%
	627 Migrants/their spouses tested for HIV (out of counseled)	
	100% of counseled Migrants/their spouses tested for HIV	



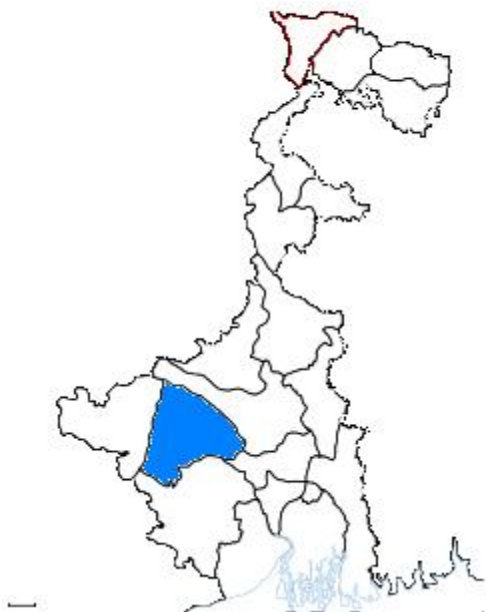
Major Destination States/ Country of returnee migrants:

- | | |
|--------------|--------------|
| 1. Kerala | 3. Tamilnadu |
| 2. Karnataka | 4. Assam |

Migrants' timing of return to native place from destination sites:

- | | |
|------------|-------------|
| 1. October | 2. November |
|------------|-------------|

BANKURA



Name of the Block/ Municipality	No. of camps organised
	5
Bankura - I	1
Chhatna	1
Indpur	1
Khatra	1
Raipur	1

Basic Information

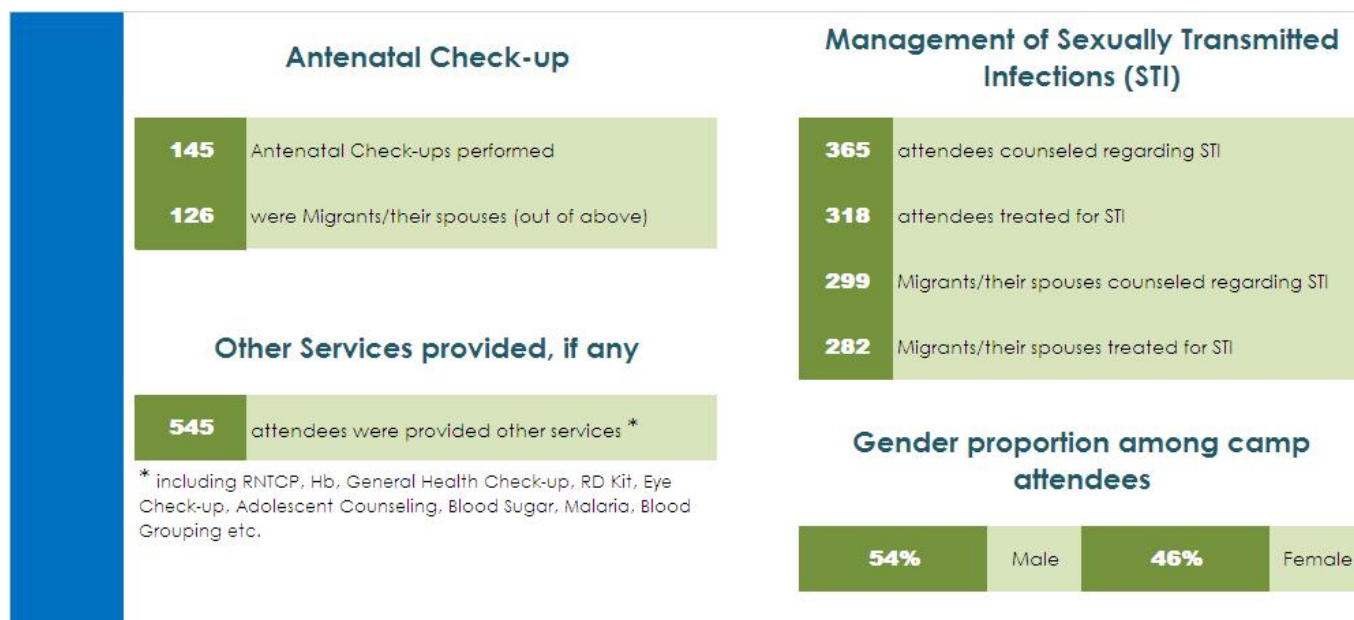
5	camps organized
2945	people attended these camps
589	people attended per camp
2345	were Migrants/ their spouses (out of total attendees)
80%	attendees were Migrants or their spouses

Testing of HIV

No. of attendees found to be HIV reactive	0
HIV sero-reactivity % (Total)	0.00%

691	attendees counseled regarding HIV
668	attendees tested for HIV (out of counseled)
97%	of counseled attendees tested for HIV
608	Migrants/their spouses counseled regarding HIV (out of total attendees)
608	Migrants/their spouses tested for HIV (out of counseled)
100%	of counseled Migrants/their spouses tested for HIV

HIV sero-reactivity % (among migrants)	0.00%
HIV sero-reactivity % (among non-migrants)	0.00%



Major Destination States/ Country of returnee migrants:

1. Maharashtra
2. Orissa
3. Tamilnadu
4. Delhi/ NCR
5. Jharkhand
6. Gujrat

Migrants' timing of return to native place from destination sites:

1. October
2. November
3. December
4. January

BARDDHAMAN



Name of the Block/ Municipality	No. of camps organised
	3
Andal	1
Ketugram - I	1
Mangalkot	1

Basic Information

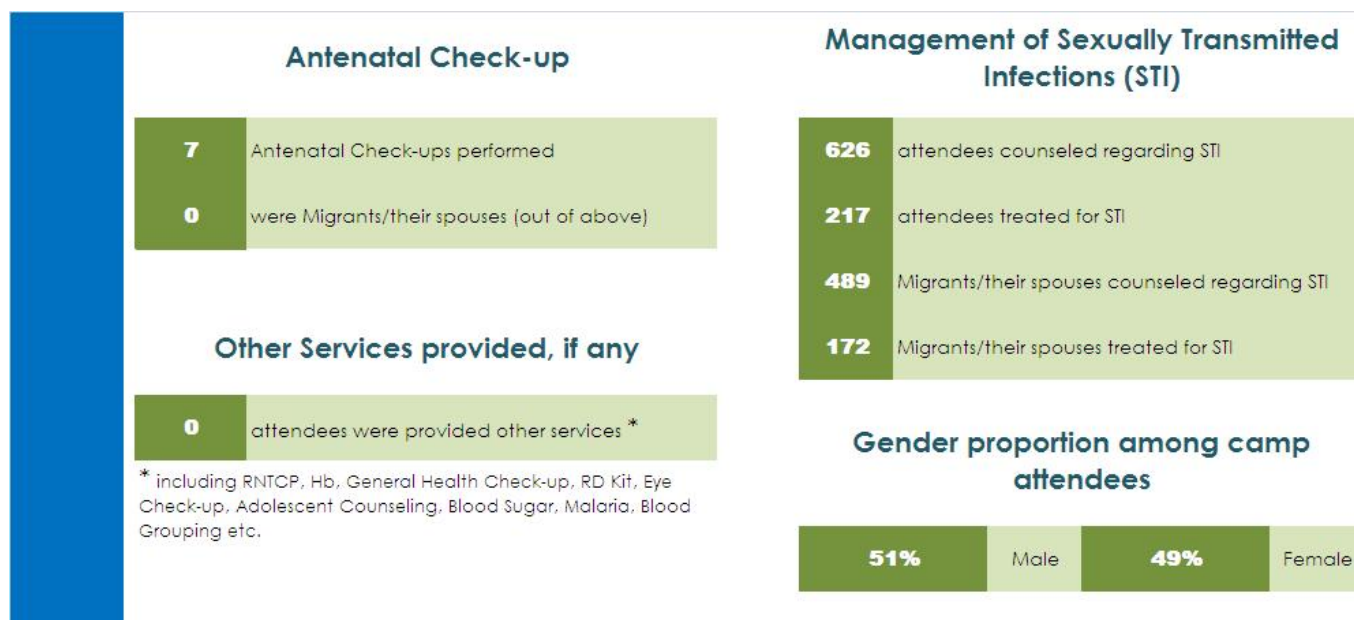
3	camps organized
1430	people attended these camps
477	people attended per camp
797	were Migrants/ their spouses (out of total attendees)
56%	attendees were Migrants or their spouses

Testing of HIV

No. of attendees found to be HIV reactive	1
HIV sero-reactivity % (Total)	0.12%

906	attendees counseled regarding HIV
827	attendees tested for HIV (out of counseled)
91%	of counseled attendees tested for HIV
661	Migrants/their spouses counseled regarding HIV (out of total attendees)
661	Migrants/their spouses tested for HIV (out of counseled)
100%	of counseled Migrants/their spouses tested for HIV

HIV sero-reactivity % (among migrants)	0.15%
HIV sero-reactivity % (among non-migrants)	0.00%



Major Destination States/ Country of returnee migrants:

1. Gujrat
2. Tamilnadu
3. Kerala
4. Mumbai
5. UAE

Migrants' timing of return to native place from destination sites:

1. October
2. November

BIRBHUM



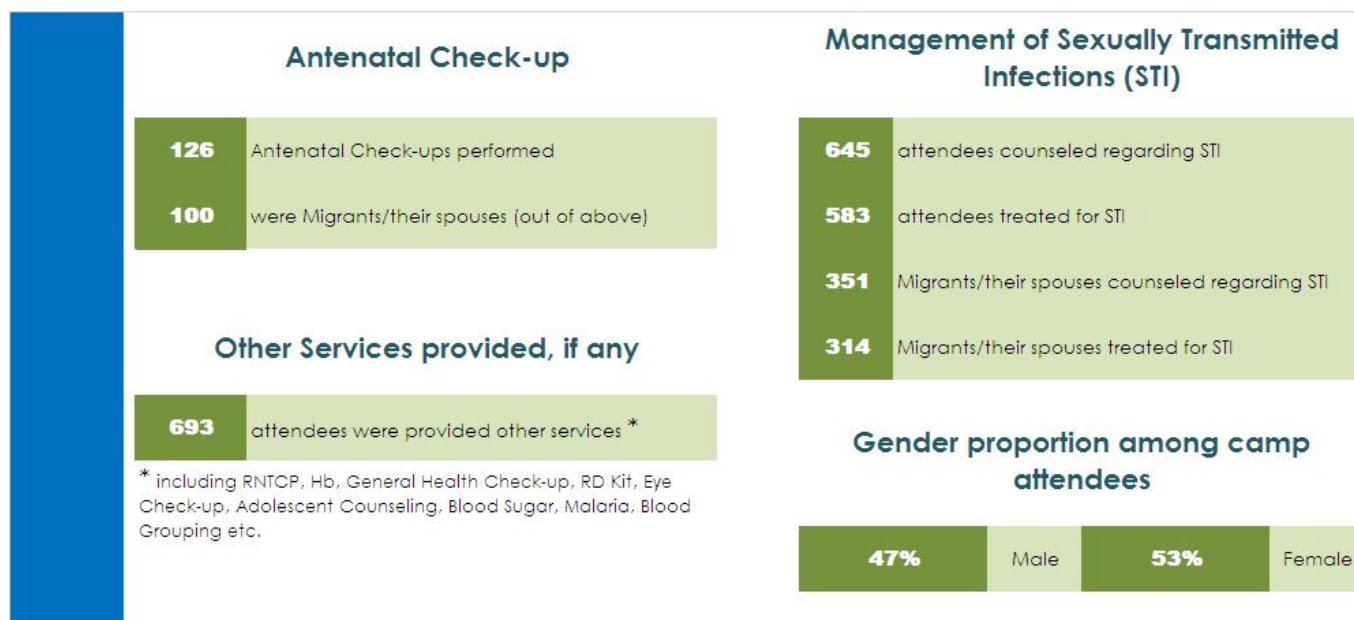
Name of the Block/ Municipality	No. of camps organised
	7
Labhpur	1
Mayureswar - I	1
Mayureswar - II	2
Md. Bazar	1
Murarai - II	1
Rampurhat - II	1

Basic Information

7	camps organized
2669	people attended these camps
381	people attended per camp
1319	were Migrants/ their spouses (out of total attendees)
49%	attendees were Migrants or their spouses

Testing of HIV

No. of attendees found to be HIV reactive	1268 attendees counseled regarding HIV	HIV sero-reactivity % (among migrants)
1	1253 attendees tested for HIV (out of counseled)	0.12%
HIV sero-reactivity % (Total)	99% of counseled attendees tested for HIV	HIV sero-reactivity % (among non-migrants)
0.08%	864 Migrants/their spouses counseled regarding HIV (out of total attendees)	0.00%
	858 Migrants/their spouses tested for HIV (out of counseled)	
	99% of counseled Migrants/their spouses tested for HIV	



Major Destination States/ Country of returnee migrants:

1. Maharashtra
2. Tamilnadu
3. Jharkhand
4. Orissa
5. Delhi/ NCR

Migrants' timing of return to native place from destination sites:

1. September
2. October

COOCH BEHAR



Name of the Block/ Municipality	No. of camps organised
	12
Coochbehar - I	1
Mathabhanga - I	1
Mathabhanga - II	1
Mekhliganj	3
Sitai	1
Sitalkuchi	2
Tufanganj - I	1
Tufanganj - II	2

Basic Information

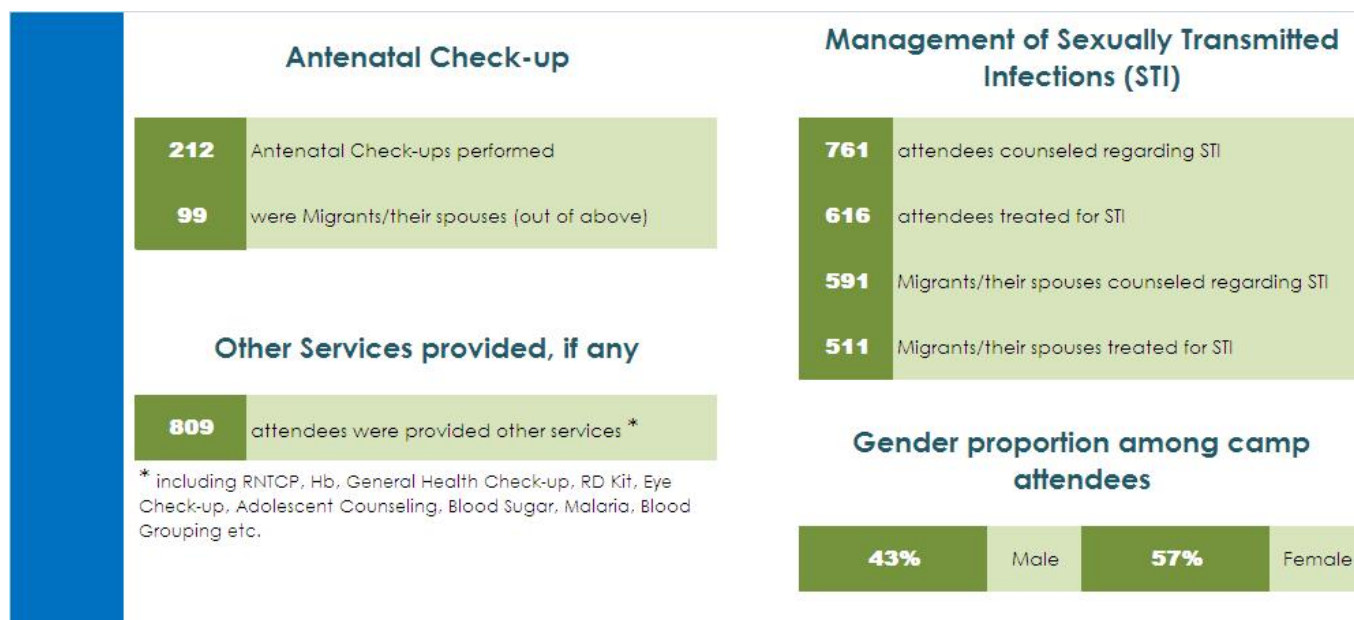
12	camps organized
4239	people attended these camps
353	people attended per camp
2908	were Migrants/ their spouses (out of total attendees)
69%	attendees were Migrants or their spouses

Testing of HIV

No. of attendees found to be HIV reactive	6
HIV sero-reactivity % (Total)	0.59%

1088	attendees counseled regarding HIV
1010	attendees tested for HIV (out of counseled)
93%	of counseled attendees tested for HIV
834	Migrants/their spouses counseled regarding HIV (out of total attendees)
777	Migrants/their spouses tested for HIV (out of counseled)
93%	of counseled Migrants/their spouses tested for HIV

HIV sero-reactivity % (among migrants)	0.51%
HIV sero-reactivity % (among non-migrants)	0.86%



Major Destination States/ Country of returnee migrants:

1. Karnataka
2. Bhutan
3. Kerala
4. Delhi/ NCR
5. Rajasthan

Migrants' timing of return to native place from destination sites:

1. September
2. October
3. November

DAKSHIN DINAJPUR



Name of the Block/ Municipality	No. of camps organised
	10
Balurghat	2
Banshihari	2
Gangarampur	1
Harirampur	1
Hili	1
Kumargaunj	1
Kushmandi	1
Tapan	1

Basic Information

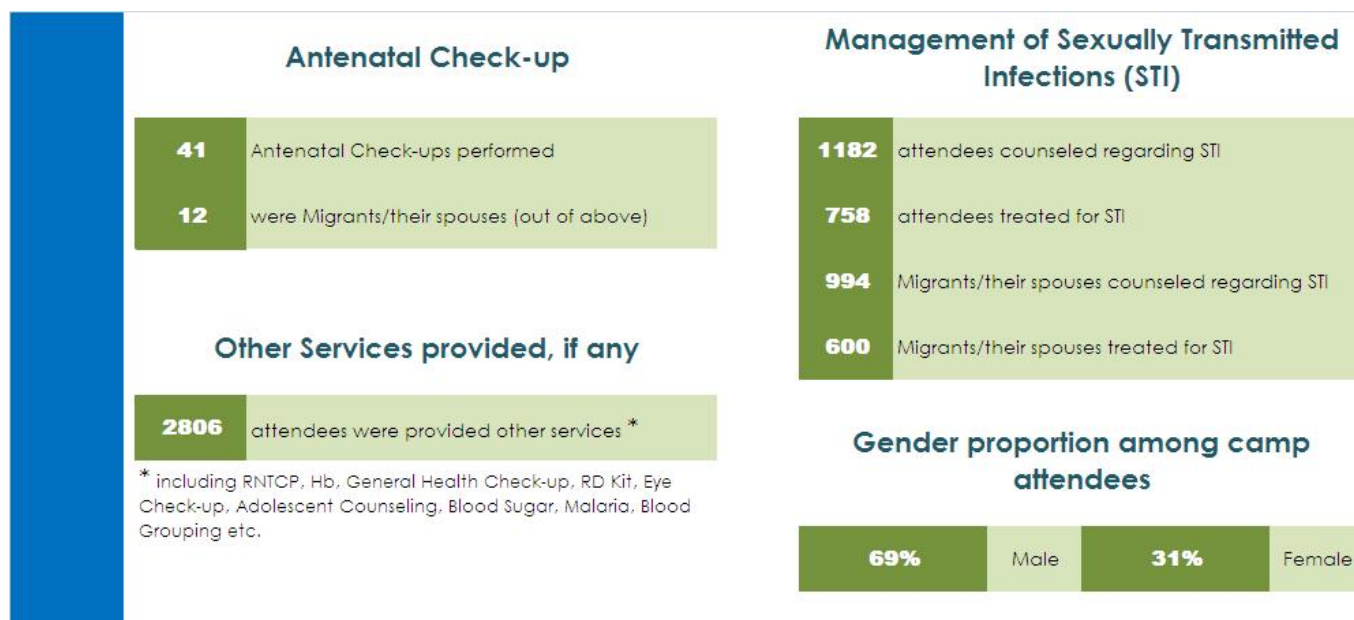
10	camps organized
6489	people attended these camps
649	people attended per camp
5323	were Migrants/ their spouses (out of total attendees)
82%	attendees were Migrants or their spouses

Testing of HIV

No. of attendees found to be HIV reactive	18
HIV sero-reactivity % (Total)	0.72%

2986	attendees counseled regarding HIV
2508	attendees tested for HIV (out of counseled)
84%	of counseled attendees tested for HIV
2797	Migrants/their spouses counseled regarding HIV (out of total attendees)
2437	Migrants/their spouses tested for HIV (out of counseled)
87%	of counseled Migrants/their spouses tested for HIV

HIV sero-reactivity % (among migrants)	0.74%
HIV sero-reactivity % (among non-migrants)	0.00%



Major Destination States/ Country of returnee migrants:

1. Maharashtra
2. Delhi/ NCR
3. Kerala
4. Gujrat
5. Haryana
6. Punjab

Migrants' timing of return to native place from destination sites:

1. Octobe
2. November
3. June
4. July

DARJEELING



Name of the Block/ Municipality	No. of camps organised
	9
Bijanbari	1
Darjeeling (M)	1
Garubathan	1
Kalimpong (M)	1
Kurseong (M)	1
Matigara	1
Phasidewa	1
Rambhi	1
Siliguri (MC)	1

Basic Information

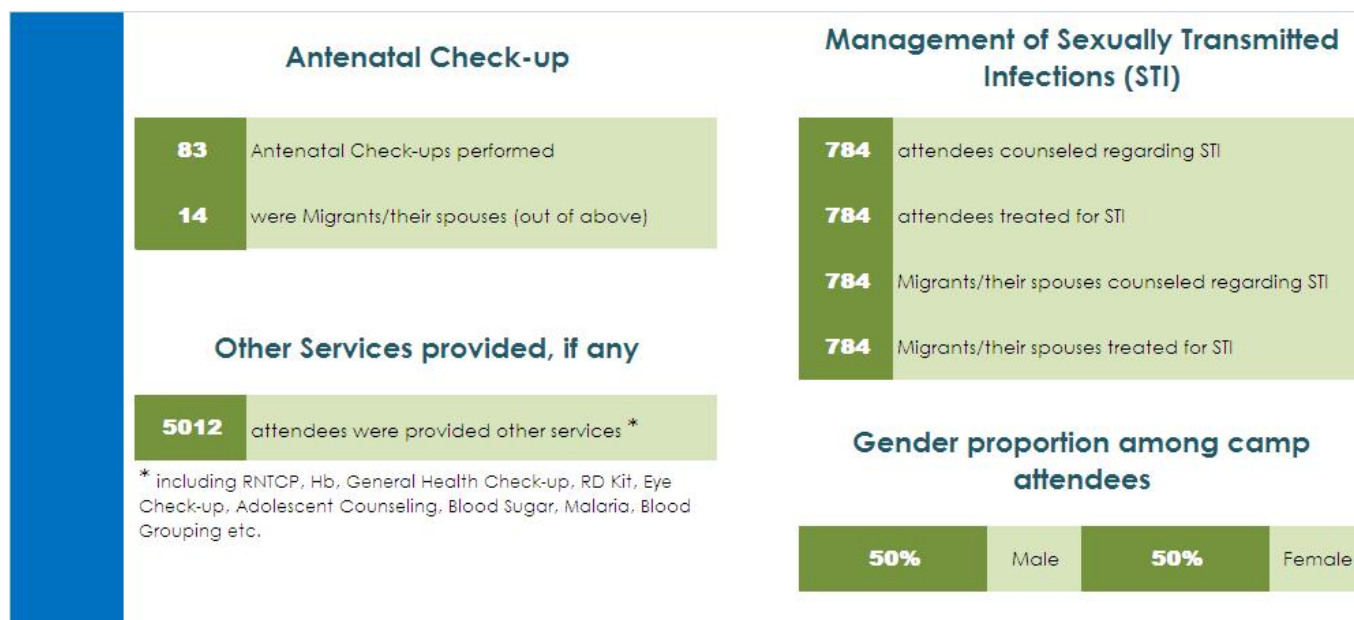
9	camps organized
2506	people attended these camps
278	people attended per camp
792	were Migrants/ their spouses (out of total attendees)
32%	attendees were Migrants or their spouses

Testing of HIV

No. of attendees found to be HIV reactive
1
HIV sero-reactivity % (Total)
0.13%

786	attendees counseled regarding HIV
786	attendees tested for HIV (out of counseled)
100%	of counseled attendees tested for HIV
786	Migrants/their spouses counseled regarding HIV (out of total attendees)
786	Migrants/their spouses tested for HIV (out of counseled)
100%	of counseled Migrants/their spouses tested for HIV

HIV sero-reactivity % (among migrants)
0.13%
HIV sero-reactivity % (among non-migrants)



Major Destination States/ Country of returnee migrants:

1. Maharashtra
2. Punjab
3. Madhya Pradesh
4. Nepal
5. Chhattisgarh

Migrants' timing of return to native place from destination sites:

1. October
2. November

HOOGHLY



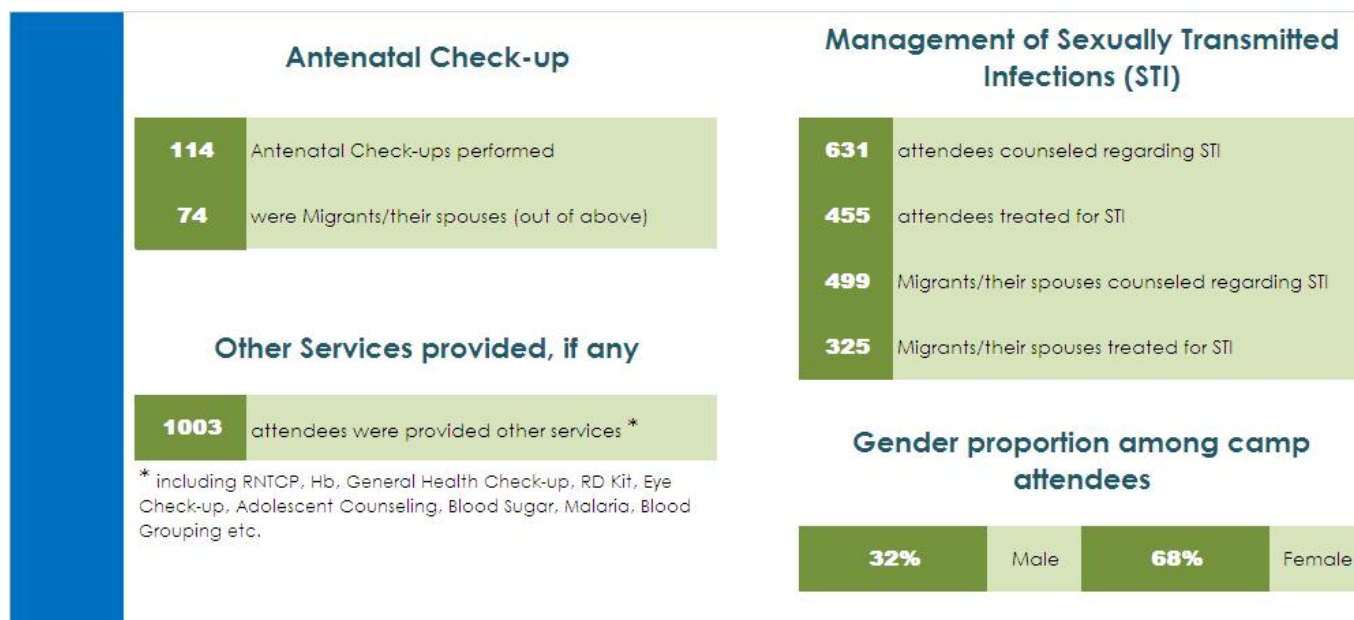
Name of the Block/ Municipality	No. of camps organised
	10
Balagarh	1
Chanditala - I	2
Chanditala - II	1
Khanakul - I	1
Khanakul - II	3
Mogra	1
Polba-Dadpur	1

Basic Information

10	camps organized
2396	people attended these camps
240	people attended per camp
1905	were Migrants/ their spouses (out of total attendees)
80%	attendees were Migrants or their spouses

Testing of HIV

No. of attendees found to be HIV reactive	1994	attendees counseled regarding HIV	HIV sero-reactivity % (among migrants)
8	1993	attendees tested for HIV (out of counseled)	0.49%
HIV sero-reactivity % (Total)	100%	of counseled attendees tested for HIV	HIV sero-reactivity % (among non-migrants)
0.40%	1636	Migrants/their spouses counseled regarding HIV (out of total attendees)	0.00%
	1636	Migrants/their spouses tested for HIV (out of counseled)	
	100%	of counseled Migrants/their spouses tested for HIV	



Major Destination States/ Country of returnee migrants:

1. Maharashtra
2. Delhi/ NCR
3. Gujrat
4. Rajasthan
5. UAE

Migrants' timing of return to native place from destination sites:

1. October
2. November
3. September



HOWRAH

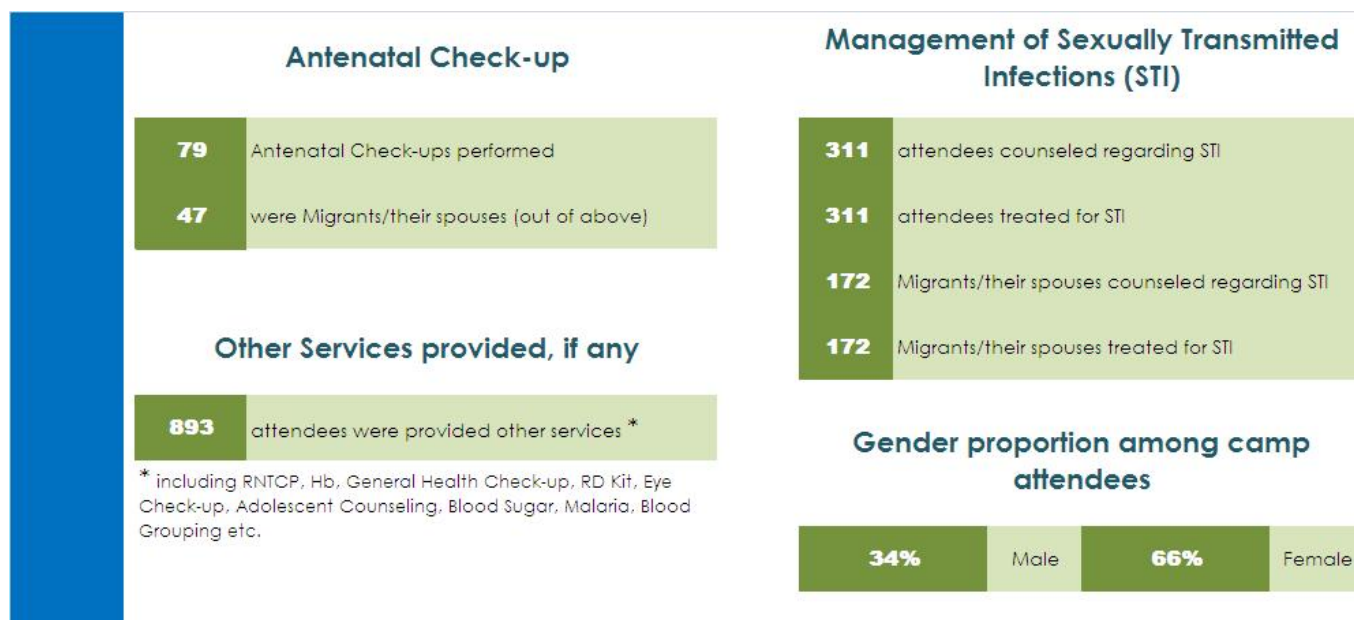
Name of the Block/ Municipality	No. of camps organised
	8
Amta - II	1
Bagnan - I	1
Bagnan - II	1
Domjur	1
Jagatballavpur	1
Shyampur - II	1
Uluberia - I	1
Uluberia - II	1

Basic Information

8	camps organized
4377	people attended these camps
547	people attended per camp
2281	were Migrants/ their spouses (out of total attendees)
52%	attendees were Migrants or their spouses

Testing of HIV

No. of attendees found to be HIV reactive	4	HIV sero-reactivity % (Total)	0.33%
HIV sero-reactivity % (Total)	0.33%		
1368	attendees counseled regarding HIV	1205	attendees tested for HIV (out of counseled)
88%	of counseled attendees tested for HIV	1231	Migrants/their spouses counseled regarding HIV (out of total attendees)
1121	Migrants/their spouses tested for HIV (out of counseled)	91%	of counseled Migrants/their spouses tested for HIV
HIV sero-reactivity % (among migrants)	0.36%	HIV sero-reactivity % (among non-migrants)	0.00%



Major Destination States/ Country of returnee migrants:

1. Delhi/ NCR
2. Gujrat
3. Rajasthan
4. Maharashtra
5. Nepal

Migrants' timing of return to native place from destination sites:

1. August
2. September
3. October

JALPAIGURI



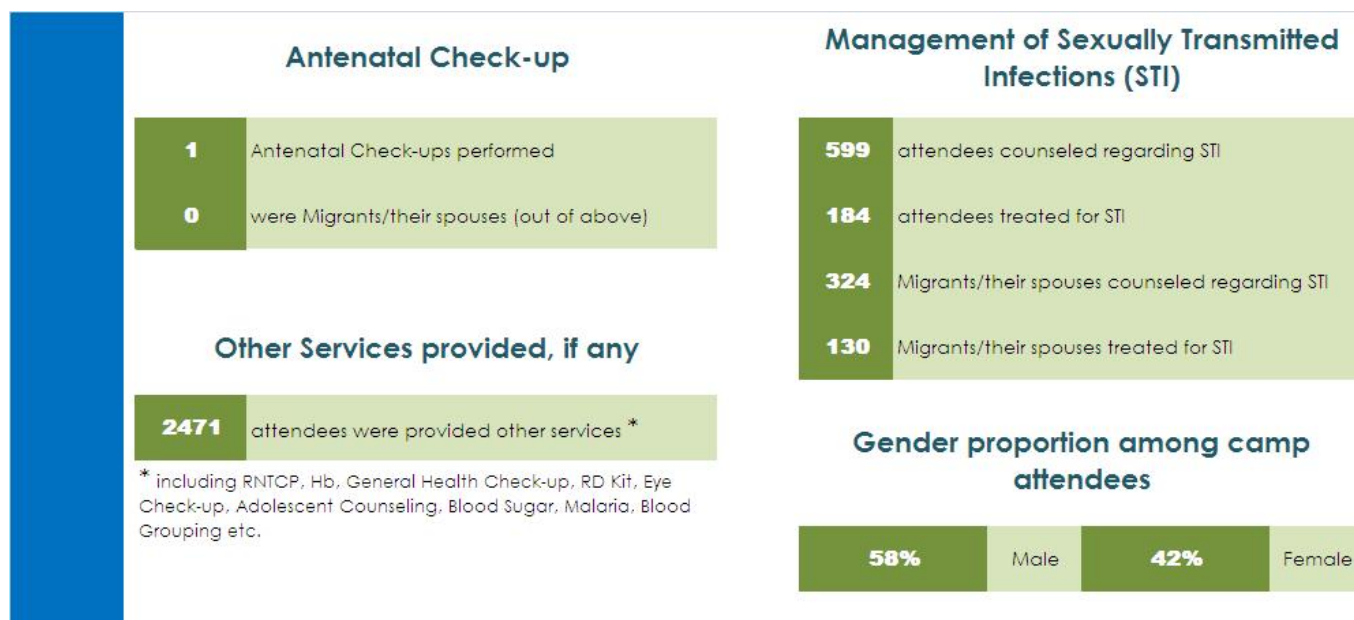
Name of the Block/ Municipality	No. of camps organised
	9
Dhupguri	2
Jalpaiguri Sadar	1
Malbazar	1
Maynaguri	2
Metili	1
Nagrakata	1
Rajganj	1

Basic Information

9	camps organized
2752	people attended these camps
306	people attended per camp
1569	were Migrants/ their spouses (out of total attendees)
57%	attendees were Migrants or their spouses

Testing of HIV

No. of attendees found to be HIV reactive	5	HIV sero-reactivity % (Total)	0.49%
1044 attendees counseled regarding HIV	1026 attendees tested for HIV (out of counseled)	98% of counseled attendees tested for HIV	814 Migrants/their spouses counseled regarding HIV (out of total attendees)
812 Migrants/their spouses tested for HIV (out of counseled)	100% of counseled Migrants/their spouses tested for HIV	HIV sero-reactivity % (among migrants)	0.37%
		HIV sero-reactivity % (among non-migrants)	0.93%



Major Destination States/ Country of returnee migrants:

1. Kerala
2. Karnataka
3. Jharkhand
4. Tamilnadu
5. Assam

Migrants' timing of return to native place from destination sites:

1. October
2. November

MALDAH



Name of the Block/ Municipality	No. of camps organised
	5
Gazole	1
Harischandrapur - I	1
Kaliyachak - I	1
Manikchak	1
Ratua - I	1

Basic Information

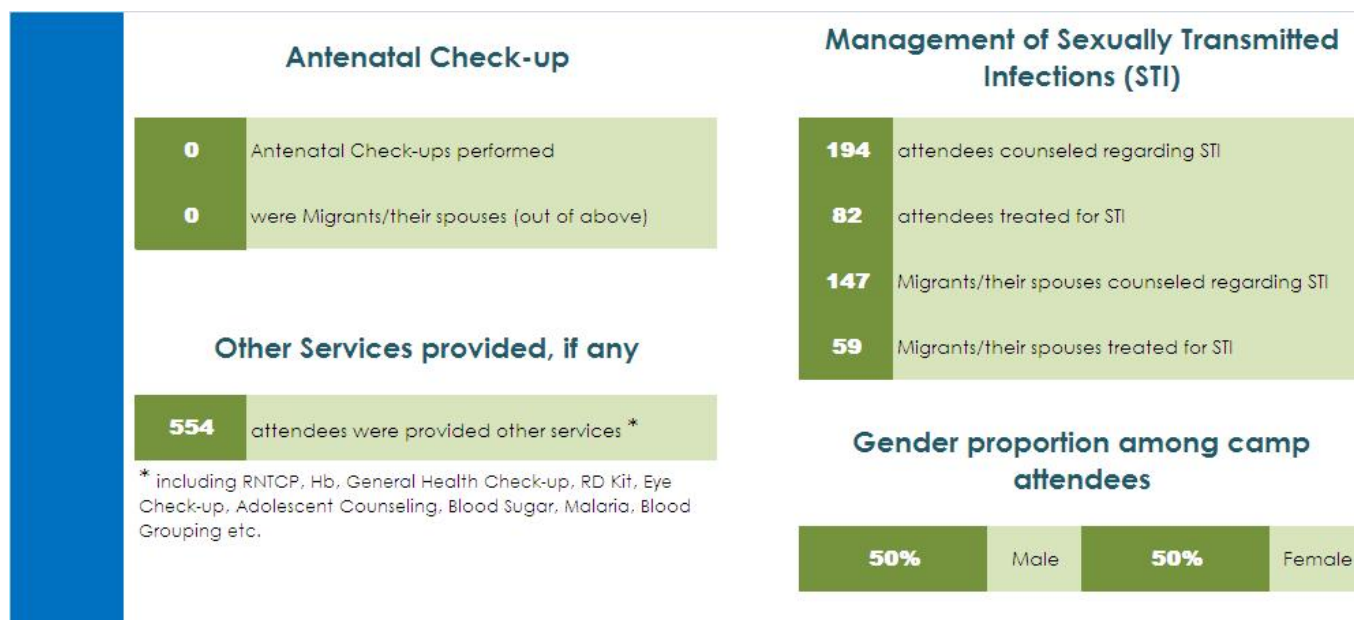
5	camps organized
2194	people attended these camps
439	people attended per camp
1173	were Migrants/ their spouses (out of total attendees)
53%	attendees were Migrants or their spouses

Testing of HIV

No. of attendees found to be HIV reactive	1
HIV sero-reactivity % (Total)	0.09%

1181	attendees counseled regarding HIV
1105	attendees tested for HIV (out of counseled)
94%	of counseled attendees tested for HIV
907	Migrants/their spouses counseled regarding HIV (out of total attendees)
859	Migrants/their spouses tested for HIV (out of counseled)
95%	of counseled Migrants/their spouses tested for HIV

HIV sero-reactivity % (among migrants)	0.12%
HIV sero-reactivity % (among non-migrants)	0.00%



Major Destination States/ Country of returnee migrants:

1. Delhi/ NCR
2. Orissa
3. Maharashtra
4. Kerala
5. Gujrat

Migrants' timing of return to native place from destination sites:

1. October
2. November

MURSHIDABAD



Name of the Block/ Municipality	No. of camps organised
	5
Bhagwangola - II	1
Bharatpur - I	1
Farakka	1
Nabagram	1
Sagardighi	1

Basic Information

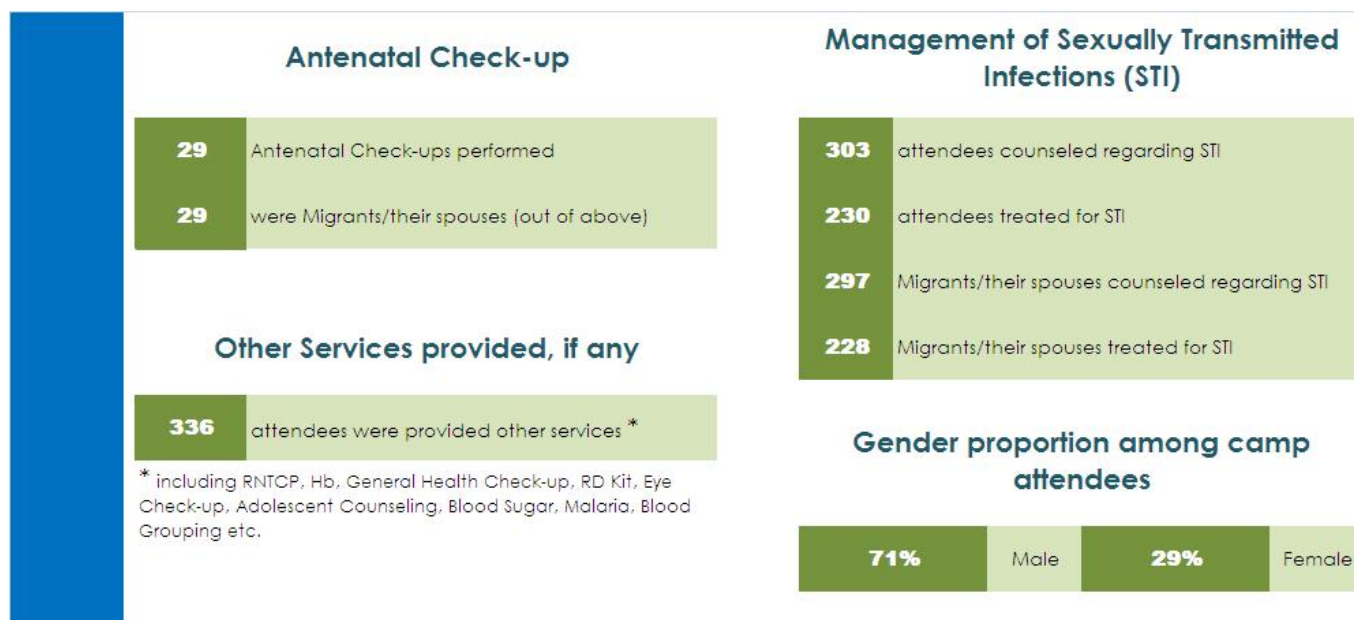
5	camps organized
2578	people attended these camps
516	people attended per camp
2255	were Migrants/ their spouses (out of total attendees)
87%	attendees were Migrants or their spouses

Testing of HIV

No. of attendees found to be HIV reactive	3
HIV sero-reactivity % (Total)	0.16%

1857	attendees counseled regarding HIV
1846	attendees tested for HIV (out of counseled)
99%	of counseled attendees tested for HIV
1857	Migrants/their spouses counseled regarding HIV (out of total attendees)
1846	Migrants/their spouses tested for HIV (out of counseled)
99%	of counseled Migrants/their spouses tested for HIV

HIV sero-reactivity % (among migrants)	0.16%
HIV sero-reactivity % (among non- migrants)	



Major Destination States/ Country of returnee migrants:

1. Maharashtra
2. Delhi/ NCR
3. Tamilnadu
4. Bihar

Migrants' timing of return to native place from destination sites:

1. October
2. November

NADIA



Name of the Block/ Municipality	No. of camps organised
	5
Hanskhali	1
Krishnanagar - II	1
Ranaghat - II	1
Tehatta - II	1
Chapra	1

Basic Information

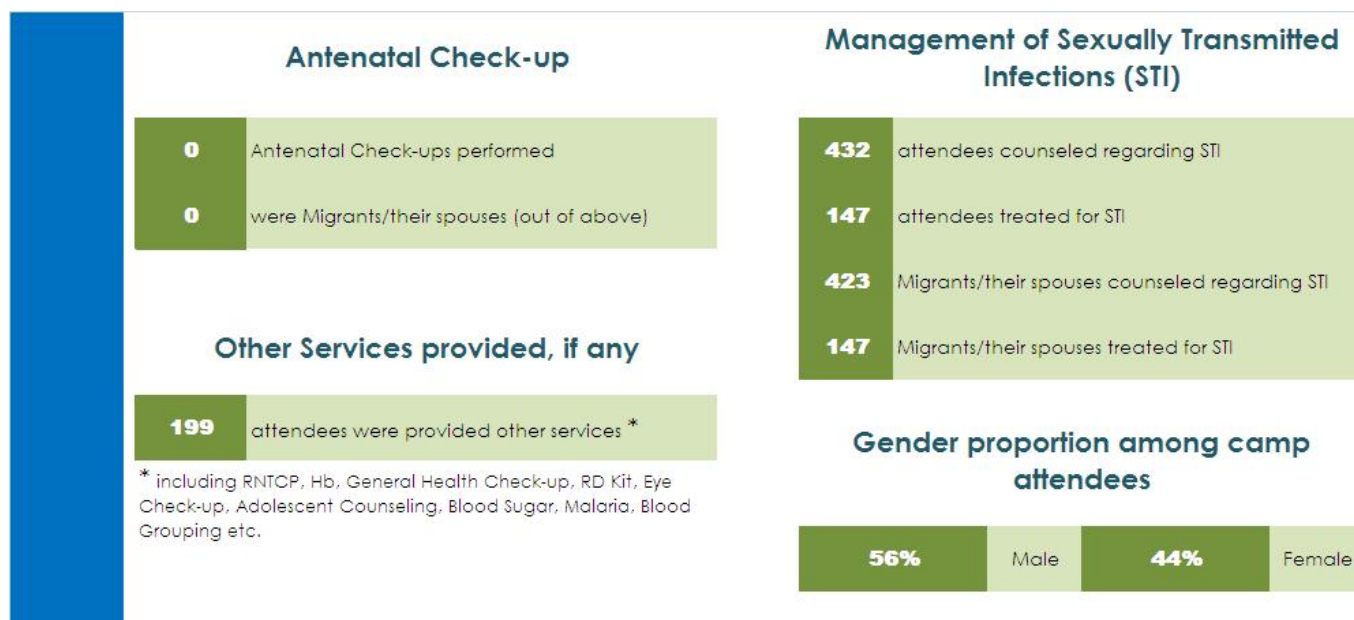
5	camps organized
1656	people attended these camps
331	people attended per camp
1210	were Migrants/ their spouses (out of total attendees)
73%	attendees were Migrants or their spouses

Testing of HIV

No. of attendees found to be HIV reactive
2
HIV sero-reactivity % (Total)
0.30%

711	attendees counseled regarding HIV
664	attendees tested for HIV (out of counseled)
93%	of counseled attendees tested for HIV
702	Migrants/their spouses counseled regarding HIV (out of total attendees)
656	Migrants/their spouses tested for HIV (out of counseled)
93%	of counseled Migrants/their spouses tested for HIV

HIV sero-reactivity % (among migrants)
0.30%
HIV sero-reactivity % (among non-migrants)
0.00%



Major Destination States/ Country of returnee migrants:

1. Delhi/ NCR
2. Maharashtra
3. Kerala
4. Karnataka
5. Haryana
6. UAE

Migrants' timing of return to native place from destination sites:

1. October
2. November

NORTH 24 PARGANAS



Name of the Block/ Municipality	No. of camps organised
	4
Bongaon	1
Sandeshkhali - I	1
Sandeshkhali - II	1
Swarupnagar	1

Basic Information

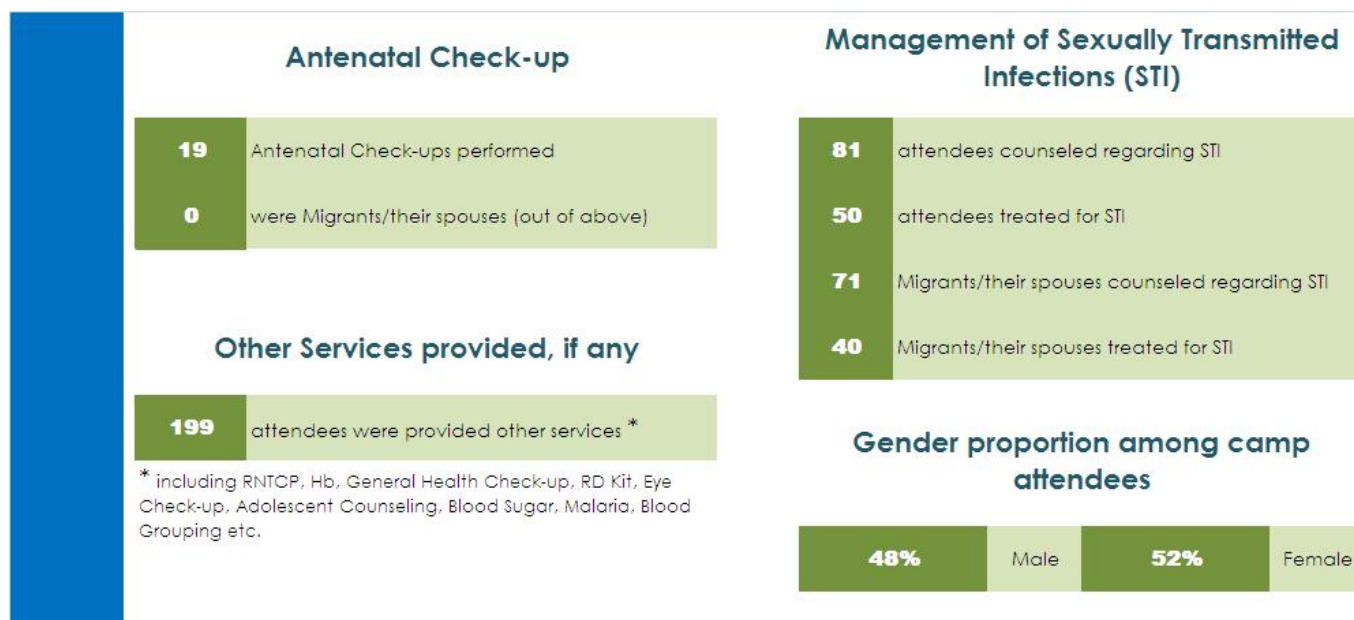
4	camps organized
447	people attended these camps
112	people attended per camp
250	were Migrants/ their spouses (out of total attendees)
56%	attendees were Migrants or their spouses

Testing of HIV

No. of attendees found to be HIV reactive	0
HIV sero-reactivity % (Total)	0.00%

244	attendees counseled regarding HIV
195	attendees tested for HIV (out of counseled)
80%	of counseled attendees tested for HIV
167	Migrants/their spouses counseled regarding HIV (out of total attendees)
129	Migrants/their spouses tested for HIV (out of counseled)
77%	of counseled Migrants/their spouses tested for HIV

HIV sero-reactivity % (among migrants)	0.00%
HIV sero-reactivity % (among non- migrants)	0.00%



Major Destination States/ Country of returnee migrants:

- | | |
|----------------|--------------|
| 1. Maharashtra | 4. Gujrat |
| 2. Kerala | 5. Karnataka |
| 3. Tamilnadu | |

Migrants' timing of return to native place from destination sites:

- | | |
|------------|-------------|
| 1. October | 2. November |
|------------|-------------|

PASCHIM MEDINIPUR



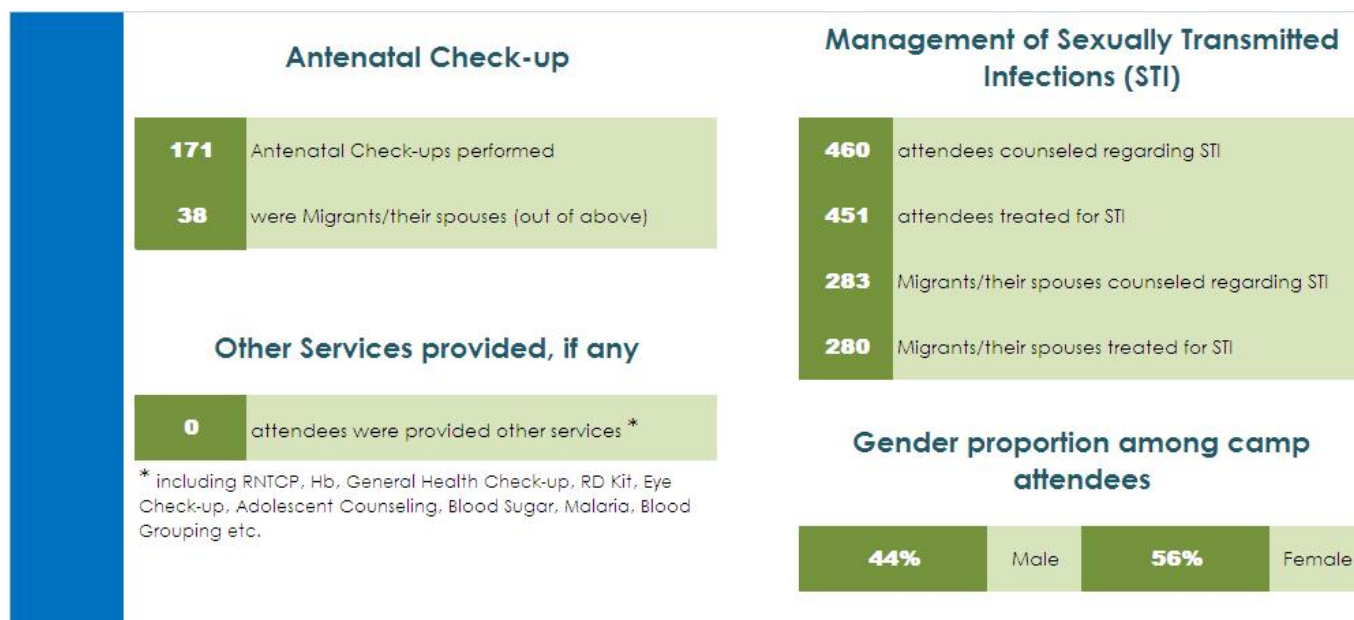
Name of the Block/ Municipality	No. of camps organised
	10
Daspur - I	1
Daspur - II	1
Debra	1
Ghatal	1
Jhargram	1
Keshpur	1
Kharagpur - II	1
Nayagram	1
Pingla	1
Sabang	1

Basic Information

10	camps organized
7206	people attended these camps
721	people attended per camp
5174	were Migrants/ their spouses (out of total attendees)
72%	attendees were Migrants or their spouses

Testing of HIV

No. of attendees found to be HIV reactive	2631 attendees counseled regarding HIV	HIV sero-reactivity % (among migrants)
8	2629 attendees tested for HIV (out of counseled)	0.36%
HIV sero-reactivity % (Total)	100% of counseled attendees tested for HIV	HIV sero-reactivity % (among non-migrants)
0.30%	2245 Migrants/their spouses counseled regarding HIV (out of total attendees)	0.00%
	2245 Migrants/their spouses tested for HIV (out of counseled)	
	100% of counseled Migrants/their spouses tested for HIV	



Major Destination States/ Country of returnee migrants:

1. Gujrat
2. Maharashtra
3. Rajasthan
4. Andhra Pradesh
5. Taminadu

Migrants' timing of return to native place from destination sites:

1. October
2. November

PURBA MEDINIPUR



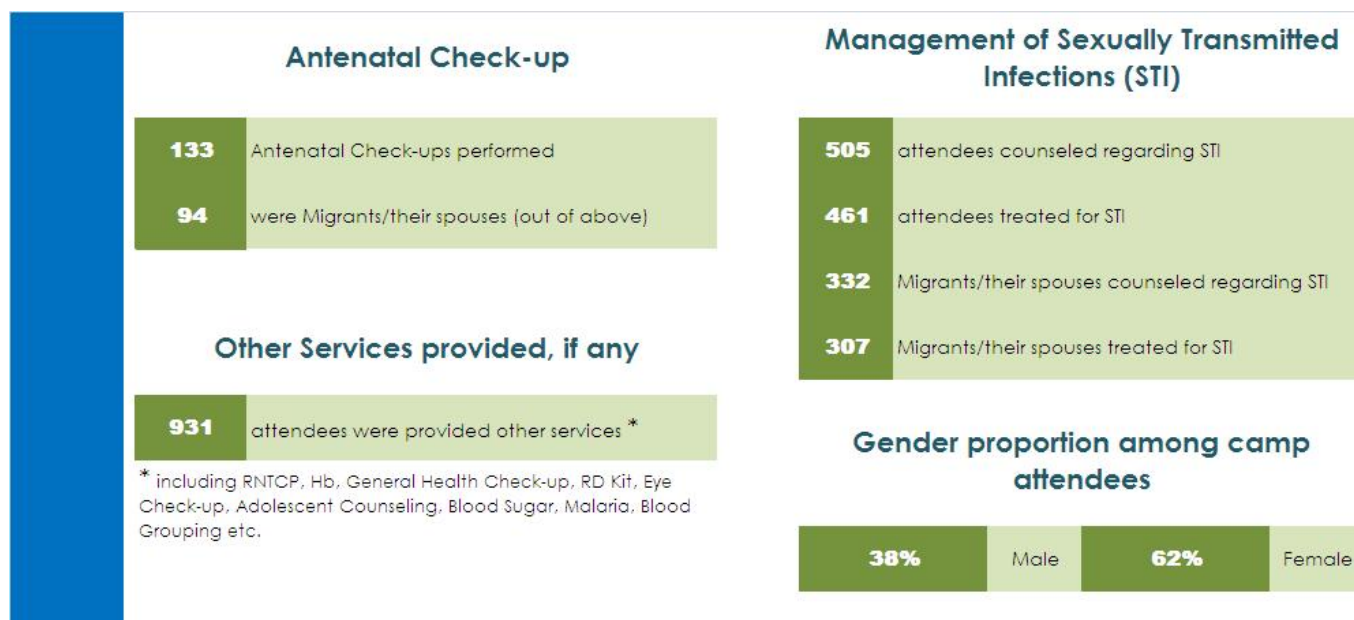
Name of the Block/ Municipality	No. of camps organised
	8
Bhagwanpur - I	1
Bhagwanpur - II	1
Contai - I	1
Haldia	1
Khejuri - II	1
Kolaghat	1
Nandigram - I	1
Panskura	1

Basic Information

8	camps organized
2511	people attended these camps
314	people attended per camp
1386	were Migrants/ their spouses (out of total attendees)
55%	attendees were Migrants or their spouses

Testing of HIV

No. of attendees found to be HIV reactive	0	HIV sero-reactivity % (Total)	0.00%
HIV sero-reactivity % (Total)	0.00%		
1537	attendees counseled regarding HIV	1521	attendees tested for HIV (out of counseled)
99%	of counseled attendees tested for HIV	1107	Migrants/their spouses counseled regarding HIV (out of total attendees)
1106	Migrants/their spouses tested for HIV (out of counseled)	100%	of counseled Migrants/their spouses tested for HIV
HIV sero-reactivity % (among migrants)	0.00%	HIV sero-reactivity % (among non-migrants)	0.00%



Major Destination States/ Country of returnee migrants:

1. Orissa
2. Gujrat
3. Maharashtra
4. Tamilnadu
5. Karnataka

Migrants' timing of return to native place from destination sites:

1. October
2. November
3. December
4. March

PURULIA



Name of the Block/ Municipality	No. of camps organised
	5
Barabazar	2
Jhalda - I	1
Manbazar - I	1
Raghunathpur - II	1

Basic Information

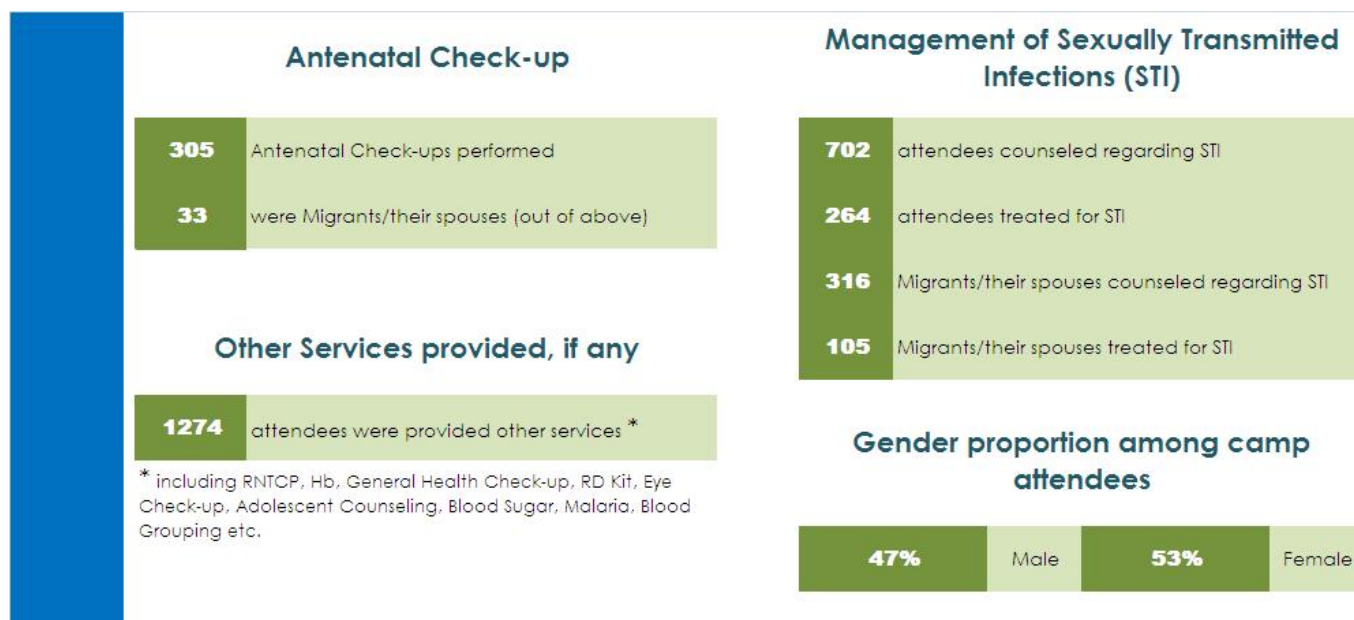
5	camps organized
2304	people attended these camps
461	people attended per camp
1002	were Migrants/ their spouses (out of total attendees)
43%	attendees were Migrants or their spouses

Testing of HIV

No. of attendees found to be HIV reactive	1
HIV sero-reactivity % (Total)	0.09%

1165	attendees counseled regarding HIV
1126	attendees tested for HIV (out of counseled)
97%	of counseled attendees tested for HIV
675	Migrants/their spouses counseled regarding HIV (out of total attendees)
651	Migrants/their spouses tested for HIV (out of counseled)
96%	of counseled Migrants/their spouses tested for HIV

HIV sero-reactivity % (among migrants)	0.15%
HIV sero-reactivity % (among non-migrants)	0.00%



Major Destination States/ Country of returnee migrants:

1. Maharashtra
2. Orissa
3. Rajasthan

Migrants' timing of return to native place from destination sites:

1. October
2. November

SOUTH 24 PARGANAS



Name of the Block/ Municipality	No. of camps organised
	8
Bishnupur - I	1
Canning - I	2
Canning - II	1
Magrahat - I	2
Magrahat - II	2

Basic Information

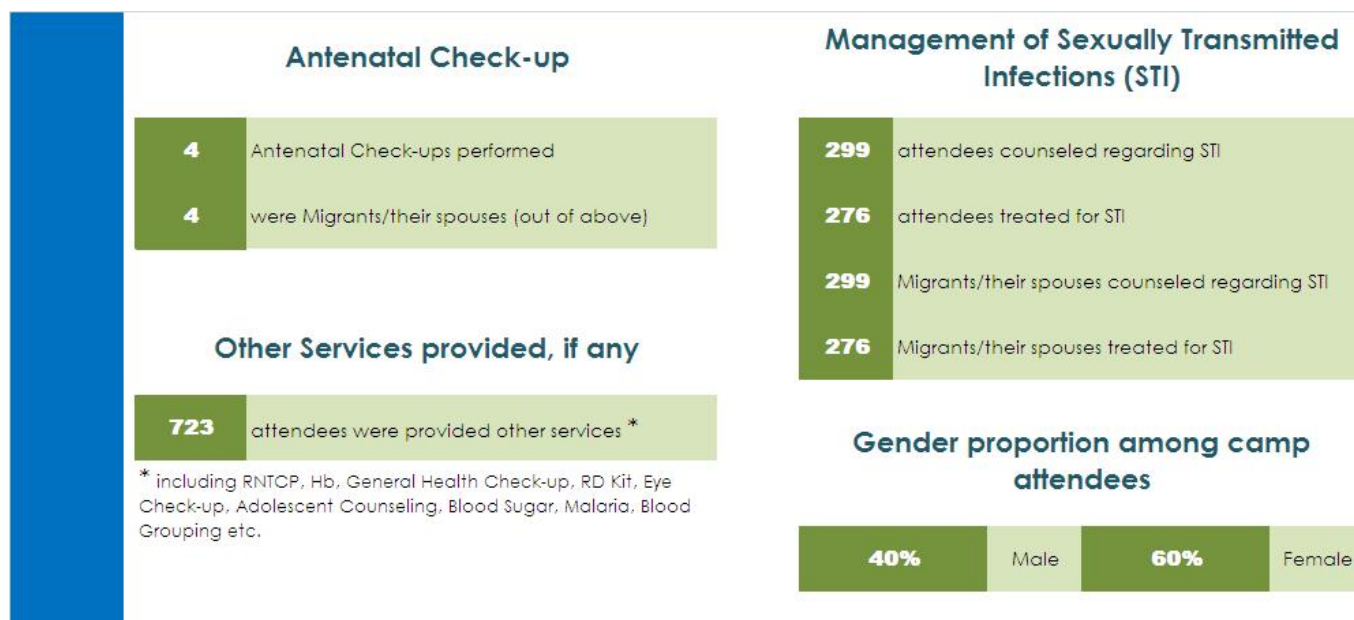
8	camps organized
3444	people attended these camps
431	people attended per camp
3015	were Migrants/ their spouses (out of total attendees)
88%	attendees were Migrants or their spouses

Testing of HIV

No. of attendees found to be HIV reactive	0
HIV sero-reactivity % (Total)	0.00%

955	attendees counseled regarding HIV
927	attendees tested for HIV (out of counseled)
97%	of counseled attendees tested for HIV
955	Migrants/their spouses counseled regarding HIV (out of total attendees)
927	Migrants/their spouses tested for HIV (out of counseled)
97%	of counseled Migrants/their spouses tested for HIV

HIV sero-reactivity % (among migrants)	0.00%
HIV sero-reactivity % (among non-migrants)	



Major Destination States/ Country of returnee migrants:

1. Delhi/ NCR
2. Maharashtra
3. Tamilnadu
4. Karnataka
5. Orissa

Migrants' timing of return to native place from destination sites:

1. October
2. November

UTTAR DINAJPUR



Name of the Block/ Municipality	No. of camps organised
	4
Goalpokhar - II	1
Islampur	1
Karandighi	1
Raigaunj	1

Basic Information

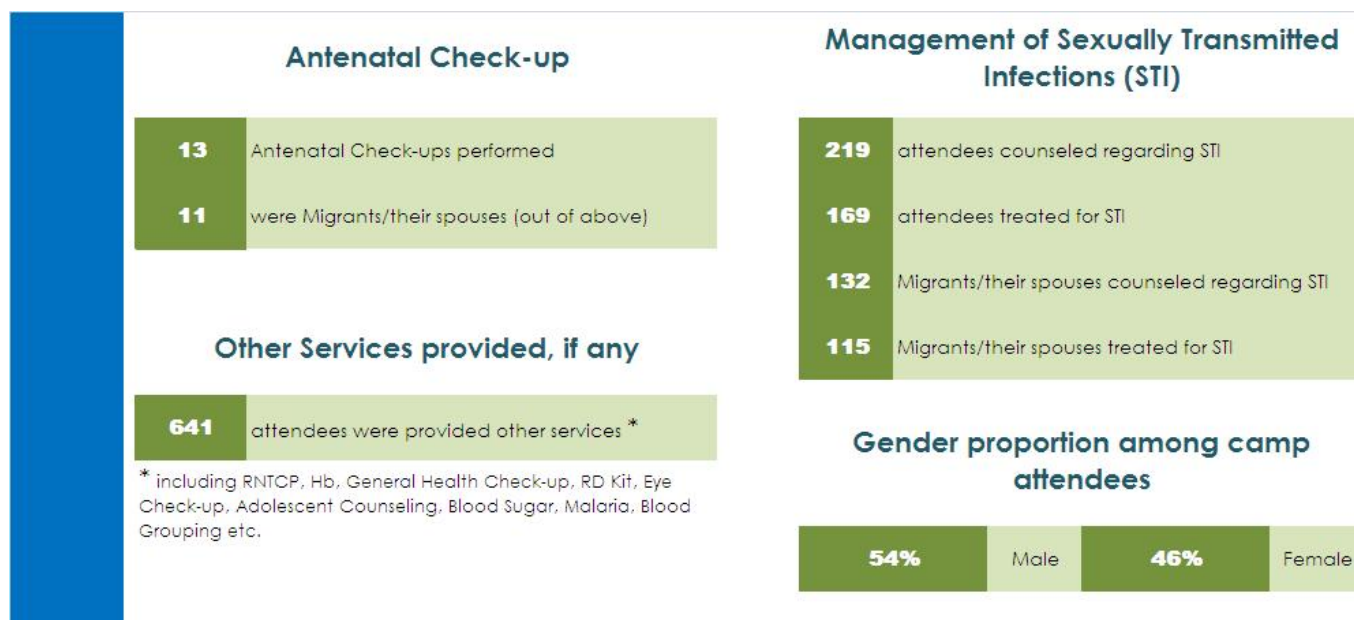
4	camps organized
1843	people attended these camps
461	people attended per camp
1008	were Migrants/ their spouses (out of total attendees)
55%	attendees were Migrants or their spouses

Testing of HIV

No. of attendees found to be HIV reactive	1
HIV sero-reactivity % (Total)	0.15%

664	attendees counseled regarding HIV
664	attendees tested for HIV (out of counseled)
100%	of counseled attendees tested for HIV
514	Migrants/their spouses counseled regarding HIV (out of total attendees)
514	Migrants/their spouses tested for HIV (out of counseled)
100%	of counseled Migrants/their spouses tested for HIV

HIV sero-reactivity % (among migrants)	0.00%
HIV sero-reactivity % (among non-migrants)	0.67%



Major Destination States/ Country of returnee migrants:

- ✓ Delhi
- ✓ Haryana
- ✓ Sikkim

Migrants' timing of return to native place from destination sites:

- ✓ October
- ✓ November



Blood Sugar for BDO, Raghunathpur – II is being checked at health camp organized in Banda BPHC, Purulia



IES Troupe is campaigning in 'Surjapuri' (local language) at Sujali GP, Islampur, Uttar Dinajpur

Some of the notable achievements during IHC 2015:

Average footfall of more than 700 per camp in Paschim Medinipur:

Intensive Health Camp & IEC Campaign with special focus on returnee migrant & their spouses-2015 was held at Paschim Medinipur during the festive months of October-November. Total 10 camps were held and with a huge average footfall of 721 per camp. 72% of total attendees were either migrants or their spouses.



Organization of 10 Intensive Health Camps with assured service delivery was a challenge for the district health authority. They had started their home work at the very beginning of issuance of order. BMOHs & Sr. PHN/PHNs were instructed to take necessary action in Public Health Review Meeting held on 11/09/2015 in presence of State Nodal Officer, Dr. S. Saren, Dy. Director (STI), WBSAP&CS. Another two meeting were held under the chairmanship of CMOH with all the stakeholders to chalk out the route-map.

Presence of available medicine/ Logistics/ test facility (Blood Sugar/ RDK for Malaria/ HIV/ECG/Eye/pregnancy) makes it convenient as general health camp to the common people. Active participation of respective MLAs, GP Pradhans and Head Master of schools influenced the camp attendance & effectiveness. IPC with GP Pradhans/ other stakeholders, publicity through IEC Van & 15 folk performances per camp, involvement of Youth Clubs also helped to turn the camp into success. Banner, poster was displayed at public places. Distribution of leaflets, miking were also done. Camp attendance was increased in some cases due to arrangement of special vehicle to carry the migratory people. However that camp cannot be successfully done without close monitoring by CMOH & Dy. CMOH – II and active participation of Block Health functionaries, CINI & other stakeholders.

Notable improvement in terms of HIV testing of Migrants & Their Spouses: Maldah

In 2014, three camps were organized across the district with an insignificant outcome of 515 camp footfalls in total. This year, 694 people (including 515 migrants & their spouses) had attended a single camp organized at Nurpur PHC of Manikchak CD block. A huge number of 364 migrants & their spouses were tested for HIV in the same camp.



Organization of that successful camp was an outcome of remarkable joint effort of the CMOH, Dy. CMOH – II and entire team of Manikchak Rural Hospital headed by BMOH, Dr. Jaydeep Majumdar. Whole team had started functioning as soon as the necessary orders were issued.



All IEC/ Folk Media activities across the Block were closely monitored by the ICTC Counselor of Manikchak RH. In remote villages, which couldn't be accessed through IEC van, distribution of leaflets, miking were done special vehicle arranged by BMOH.

This definitely had a positive impact to increase camp attendance.

ICTC staff, ANMs, Health Supervisors, ASHAs and Health Assistants (Male) had worked together before & during the camp day to make the camp success in terms of motivating nearby village people (including high volume of migrant families) to attain the camp & providing services to camp attendees.



West Bengal State AIDS Prevention & Control Society

Wing – B, 1st Floor, Swasthya Bhawan
GN – 29, Sector – V, Saltlake
Kolkata – 700 091